

Loop a PowerPoint Slide Show

PowerPoint slideshows are not always used by a live presenter. Slide shows may also be set to loop continuously so they can run unattended.

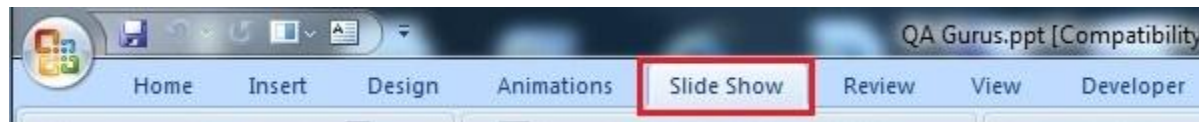
[Click here](#) to view how you can loop a PowerPoint slide show.



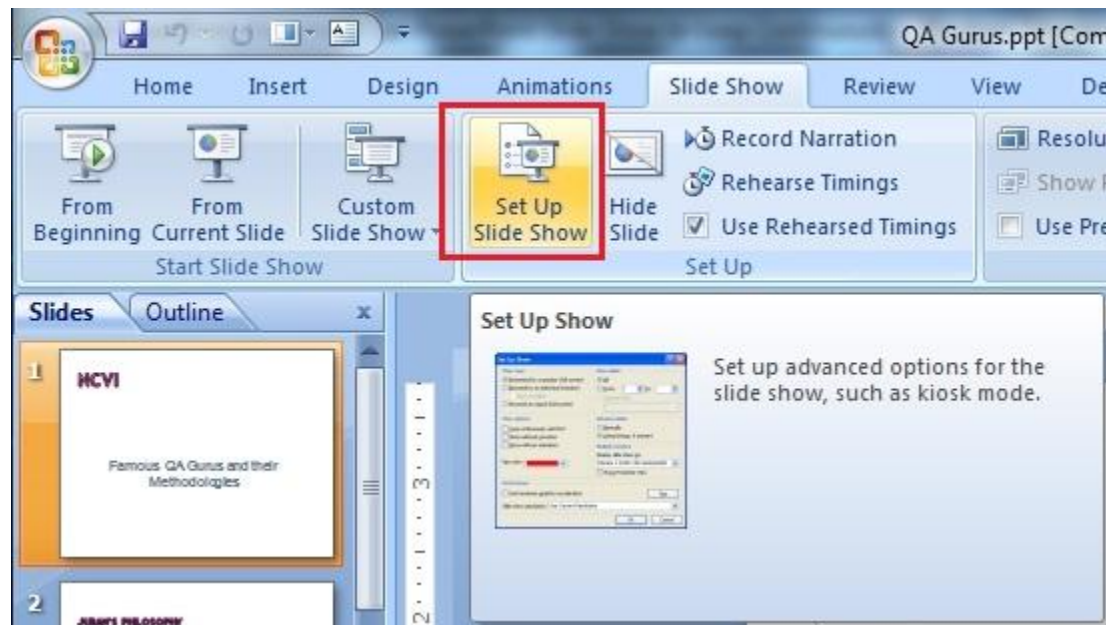
Prepared by Information Security and IT Governance Division of ICT.
Productivl.T.y showcases tips & tricks on various office and branch applications.

Loop a PowerPoint Slide Show

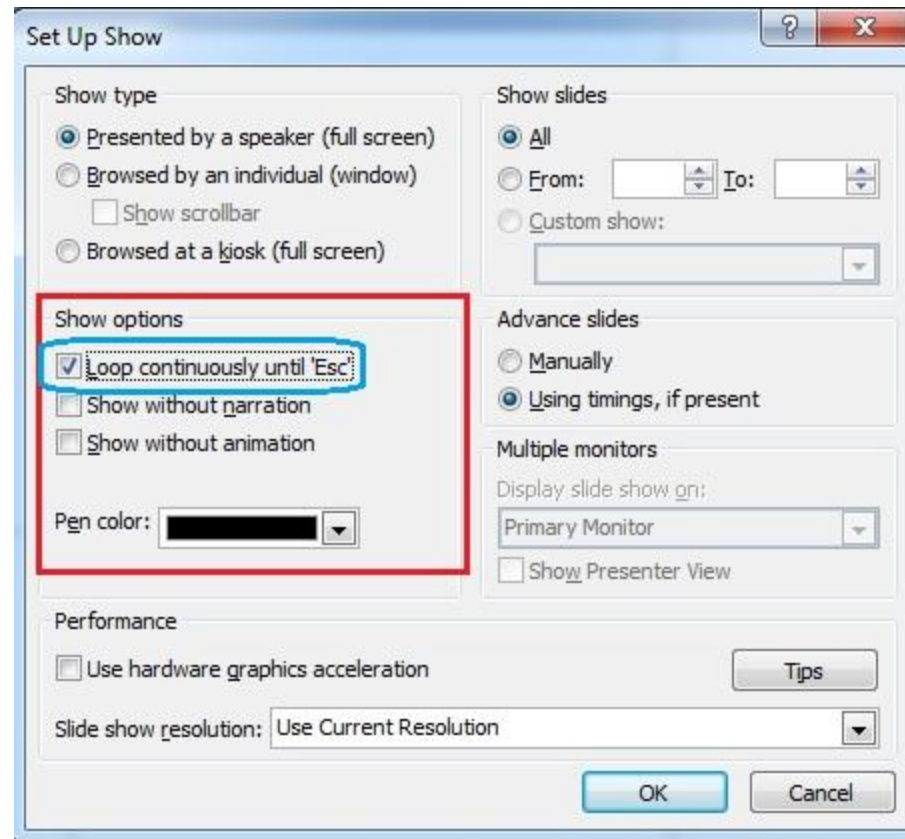
1. Click the *Slide Show* tab in the ribbon.



2. Click the *Set Up Slide Show* button.



3. The *Slide Show* dialog box opens. Under the *Show options* section, check the box for *Loop continuously until 'Esc'*.



4. Click *OK*.

We value your feedback. Please help us improve our ProductivI.T.y releases by filling out the ["Serbisyon Bida"](#) online survey form. You may also email your comments and suggestions to ict-process@pjlhuillier.com. [Click here](#) for back issues of ProductivI.T.y in MyLink.